

# LUMINAIRE PHOTOMETRIC TEST REPORT

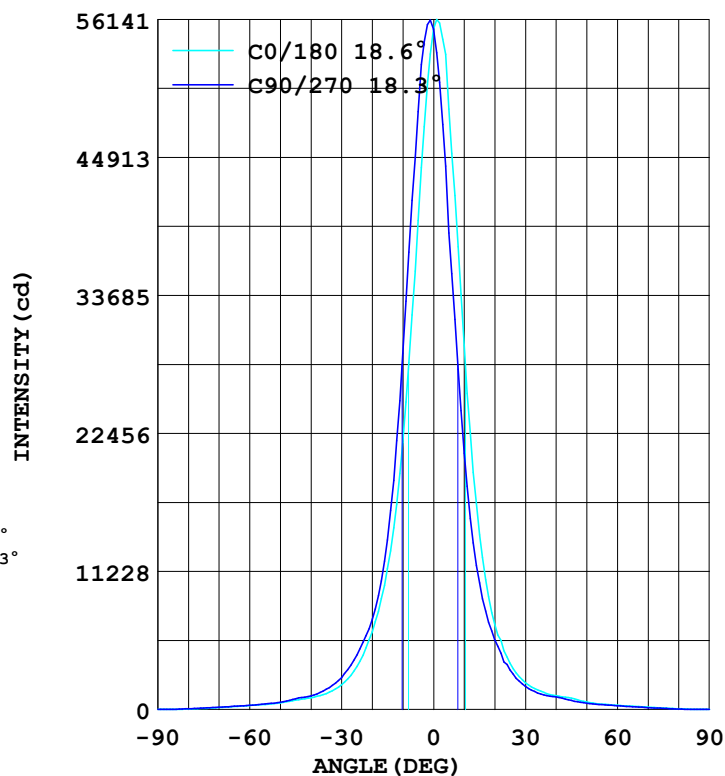
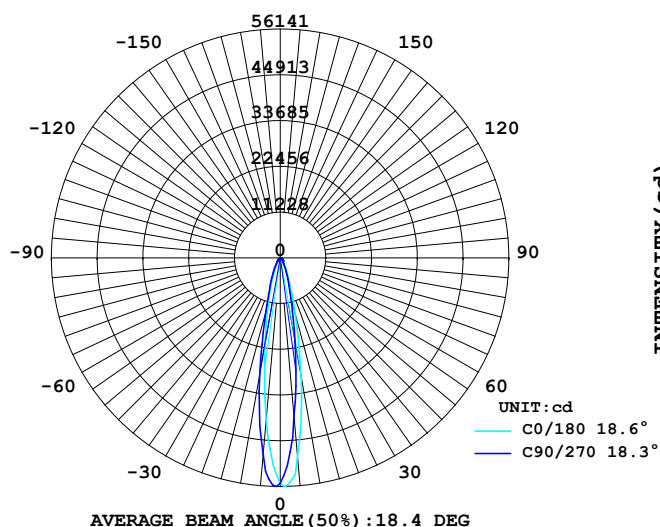
Report number:

MANUFACTURER: ILUMEN GMBH	Address:	
NAME: Klose	TYPE: IL-FL19-N8040-15	WEIGHT:
SPECIFICATION: 2835LED、4000K、15DEG	DIMENSION:	SERIAL No.:

DATA OF LAMP		Imax(cd)	56675	S/MH (C0/180)	0.28
MODEL		EFFICIENCY (%)	100.0	S/MH (C90/270)	0.36
NOMINAL POWER(W)	80	TOTAL FLUX(lm)	11265	Voltage(V)	230.3
RATED VOLTAGE (V)	230	EFFICIENCY (lm/W)	139.4	Current(A)	0.355
NOMINAL FLUX(lm)	11265.0	$\eta$ up (%)	0.0	Power(W)	80.80
LAMPS QUANTITY	1	$\eta$ down (%)	100.0	Power Factor (PF)	0.987
TEST VOLTAGE (V)	230.4	Effective Flux(lm)	11265.0	EEI	0.107

## LUMINOUS INTENSITY DISTRIBUTION

## LUMINOUS INTENSITY DISTRIBUTION



Test System:  
 Temperature: 25.3DEG  
 Operators:  
 Test Date: 2024.11.19

Test Set: 5.0deg/s C-Gamma (TYPE C)  
 Humidity: 65.0%  
 Test Distance: 10.000 m  
 Remarks:

---

## Color Temperature Data List

Report number:

MANUFACTURER: ILUMEN GMBH	Address:	
NAME: Klose	TYPE:IL-FL19-N8040-15	WEIGHT:
SPECIFICATION:2835LED、4000K、15DEG	DIMENSION:	SERIAL No.:

---

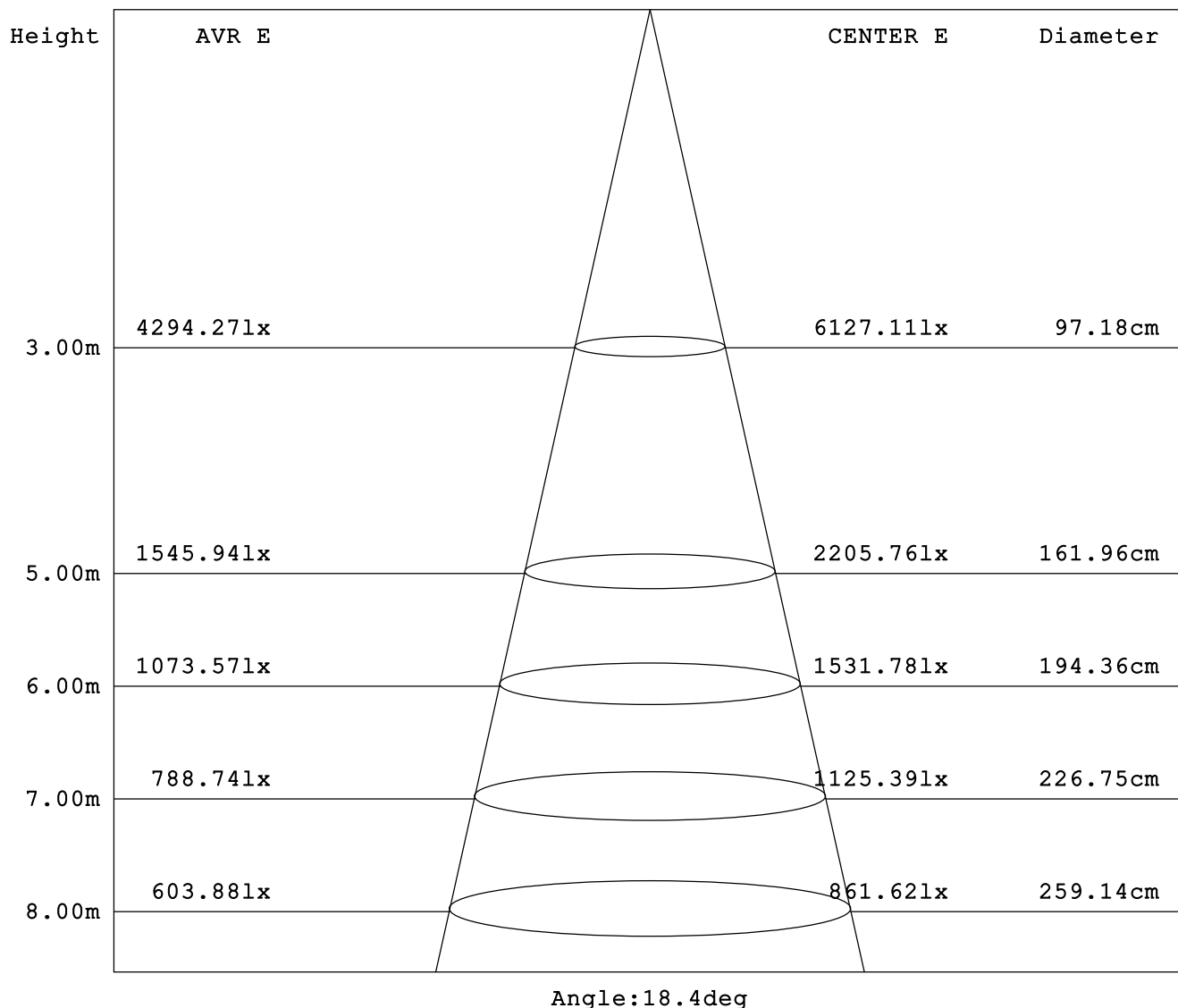
Test System:  
Temperature:25.3DEG  
Operators:  
Test Date:2024.11.19

Test Set: 5.0deg/s C-Gamma (TYPE C)  
Humidity:65.0%  
Test Distance:10.000 m  
Remarks:

## AVERAGE AND CENTER E Figure

Report number:

MANUFACTURER: ILUMEN GMBH	Address:	
NAME: Klose	TYPE: IL-FL19-N8040-15	WEIGHT:
SPECIFICATION: 2835LED、4000K、15DEG	DIMENSION:	SERIAL No.:



Test System:  
Temperature: 25.3DEG  
Operators:  
Test Date: 2024.11.19

Test Set: 5.0deg/s C-Gamma (TYPE C)  
Humidity: 65.0%  
Test Distance: 10.000 m  
Remarks:

## ZONAL FLUX DIAGRAM

Report number:

MANUFACTURER: ILUMEN GMBH	Address:	
NAME: Klose	TYPE: IL-FL19-N8040-15	WEIGHT:
SPECIFICATION: 2835LED、4000K、15DEG	DIMENSION:	SERIAL No.:

γ	C0	C45	C90	C135	C180	C225	C270	C315	γ	Zone	total
5.0	3978	4140	4862	5048	4883	4614	3877	3905	0- 5	1182	1182
10.0	2173	2283	2898	3079	2961	2643	2083	2091	5- 10	2392	3574
15.0	1147	1171	1378	1503	1421	1259	1029	1071	10- 15	2102	5676
20.0	634.1	635.7	734.6	767.1	696.2	631.7	570.2	597.6	15- 20	1478	7153
25.0	349.3	364.4	443.8	392.8	377.2	350.1	321.6	357.9	20- 25	1046	8200
30.0	201.2	216.7	260.2	248.9	217.9	208.0	188.3	221.4	25- 30	727.4	8927
35.0	129.4	139.3	165.3	158.9	150.7	140.8	125.9	140.3	30- 35	523.3	9450
40.0	95.55	96.81	111.2	111.1	112.2	105.5	101.7	100.1	35- 40	404.8	9855
45.0	76.14	75.87	88.05	91.43	93.45	90.32	73.92	77.12	40- 45	346.6	10202
50.0	54.61	55.99	59.60	65.68	60.90	62.81	51.43	55.72	45- 50	284.9	10487
55.0	41.39	42.63	44.74	46.71	43.95	46.26	39.54	41.86	50- 55	218.5	10706
60.0	32.20	33.04	34.15	37.27	34.27	35.06	30.64	31.98	55- 60	176.3	10882
65.0	23.69	24.33	26.22	28.38	26.63	26.59	22.83	22.61	60- 65	142.4	11024
70.0	15.83	16.46	18.75	19.94	19.35	19.62	15.54	14.91	65- 70	107.9	11132
75.0	9.092	9.551	11.71	12.63	11.82	11.43	9.300	8.347	70- 75	72.54	11205
80.0	3.415	4.027	6.201	6.615	6.299	5.622	3.468	3.298	75- 80	40.45	11245
85.0	0.907	0.863	1.768	2.267	1.691	1.691	1.060	0.658	80- 85	16.08	11261
90.0	0.305	0.165	0.317	0.434	0.219	0.322	0.307	0.171	85- 90	3.689	11265
95.0									90- 95		
100.0									95-100		
105.0									100-105		
110.0									105-110		
115.0									110-115		
120.0									115-120		
125.0									120-125		
130.0									125-130		
135.0									130-135		
140.0									135-140		
145.0									140-145		
150.0									145-150		
155.0									150-155		
160.0									155-160		
165.0									160-165		
170.0									165-170		
175.0									170-175		
180.0									175-180		
DEG	LUMINOUS INTENSITY:×10cd									UNIT:lm	

Test System:  
Temperature:25.3DEG  
Operators:  
Test Date:2024.11.19

Test Set: 5.0deg/s C-Gamma (TYPE C)  
Humidity:65.0%  
Test Distance:10.000 m  
Remarks:

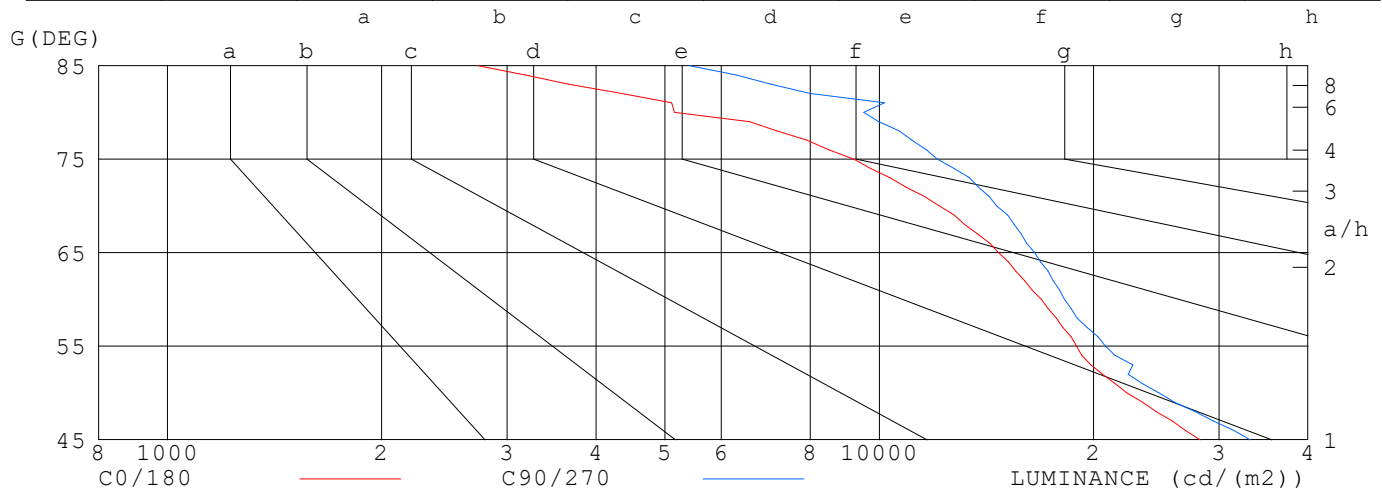
## LUMINANCE LIMITATION CURVES

Report number:

MANUFACTURER: ILUMEN GMBH	Address:	
NAME: Klose	TYPE: IL-FL19-N8040-15	WEIGHT:
SPECIFICATION: 2835LED、4000K、15DEG	DIMENSION:	SERIAL No.:

### LUMINANCE LIMITATION CURVES

GLARE	CLASS	ILLUMINANCE (lx)							
1.15	A	2000	1000	500	<=300				
1.50	B		2000	1000	500	<=300			
1.85	C			2000	1000	500	<=300		
2.20	D				2000	1000	500	<=300	
2.55	E					2000	1000	500	<=300



LUMINANCE cd/(m2)		
G (DEG)	C0/180	C90/270
85	2728	5405
80	5157	9512
75	9212	12060
70	12141	14608
65	14700	16524
60	16888	18192
55	18924	20777
50	22277	24698
45	28236	33164

Test System:  
 Temperature: 25.3DEG  
 Operators:  
 Test Date: 2024.11.19

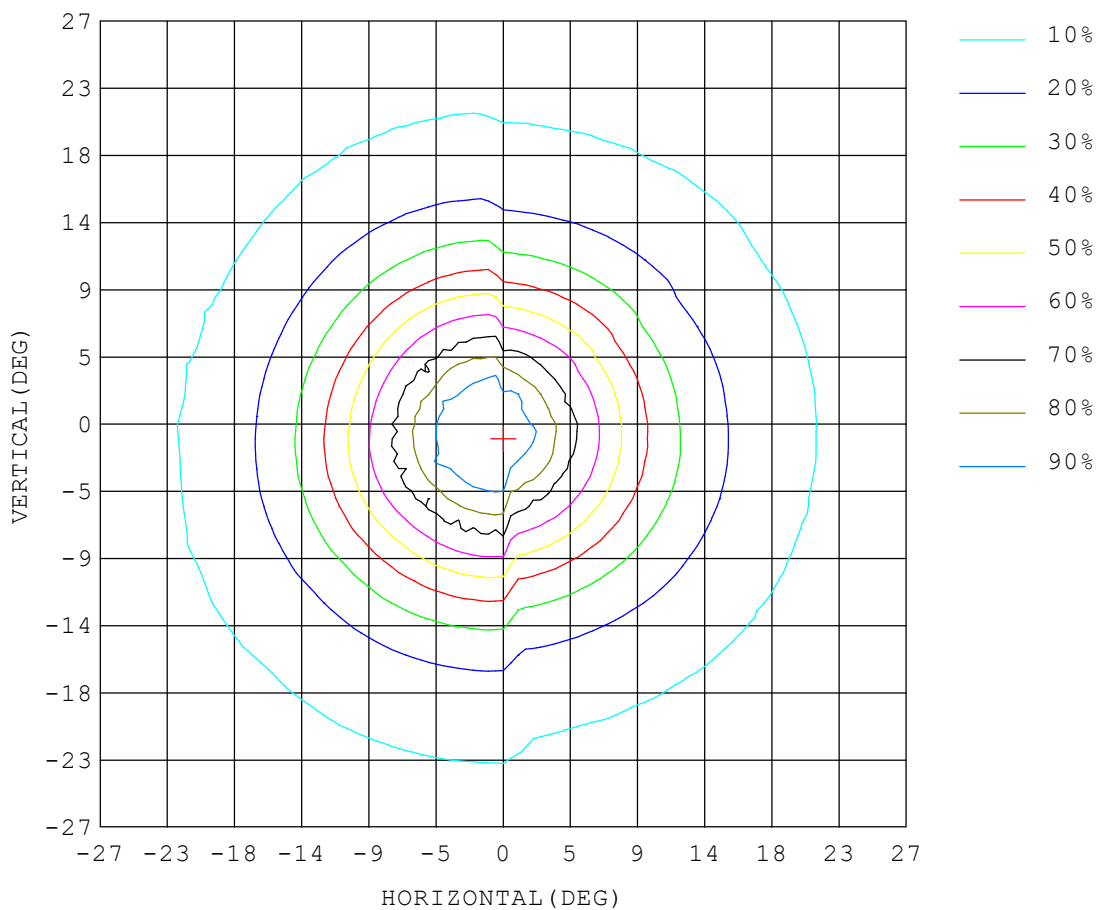
Test Set: 5.0deg/s C-Gamma (TYPE C)  
 Humidity: 65.0%  
 Test Distance: 10.000 m  
 Remarks:

## ISOCANDELA DIAGRAM

Report number:

MANUFACTURER: ILUMEN GMBH	Address:	
NAME: Klose	TYPE: IL-FL19-N8040-15	WEIGHT:
SPECIFICATION: 2835LED、4000K、15DEG	DIMENSION:	SERIAL No.:

UNIT: cd



Test System:  
Temperature: 25.3DEG  
Operators:  
Test Date: 2024.11.19

Test Set: 5.0deg/s C-Gamma (TYPE C)  
Humidity: 65.0%  
Test Distance: 10.000 m  
Remarks: